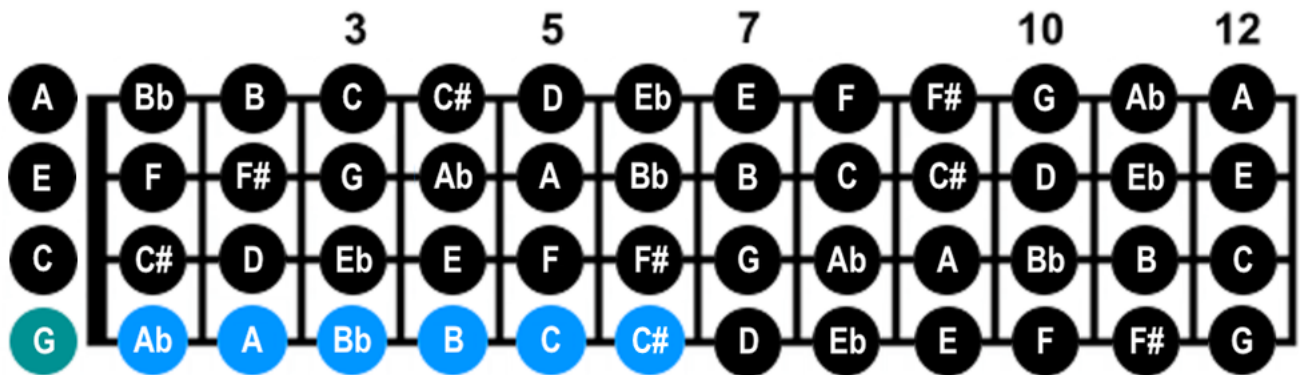




UkeFarm

Learning all the notes on the fretboard can be a little intimidating. The best way to learn the notes is to start with a few notes on one string (this document presents groups of six). If six is too much to start, learn the notes in groups of three. Even if you just learn half the fretboard, frets 1 to 6, you will benefit. One reason to learn the fretboard is to be able to find the root note of a chord. This is needed in playing movable chords. It's beneficial to learn chords, or the root note of chords you already know, in context of learning the fretboard. I have include one chord for each fret note. These are movable chords.

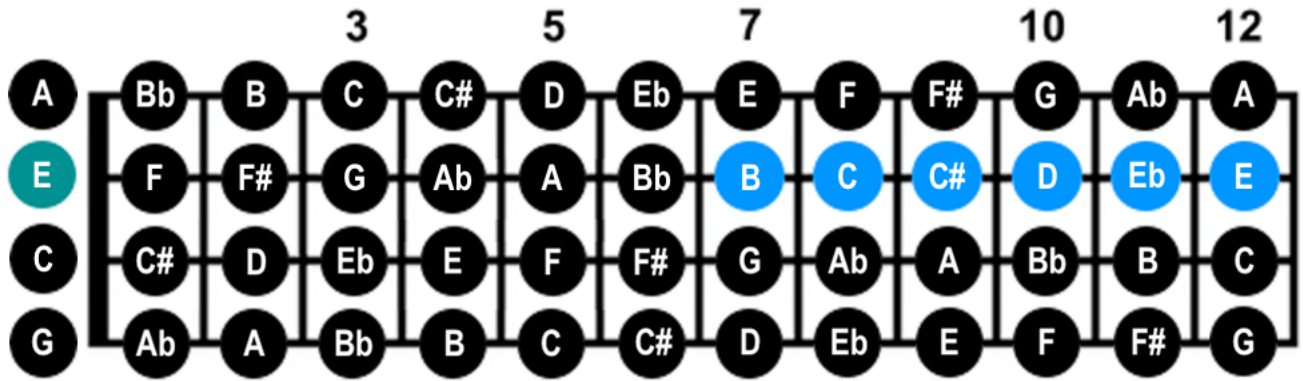
Once you learn a chord for a specific fret, you can simply move the chord up or down a fret, and that chord will be the name of the note on the new fret. If you learn all six chords, and the six notes, you will have learned 36 chords, but only six chords shapes. The red dot represents the root note of the chord.



Fret	1	2	3	4	5	6
4th String	Ab	A	Bb	B	C	C#
	Ab7	Am7	Bbm	Bmaj7	C	C#maj7



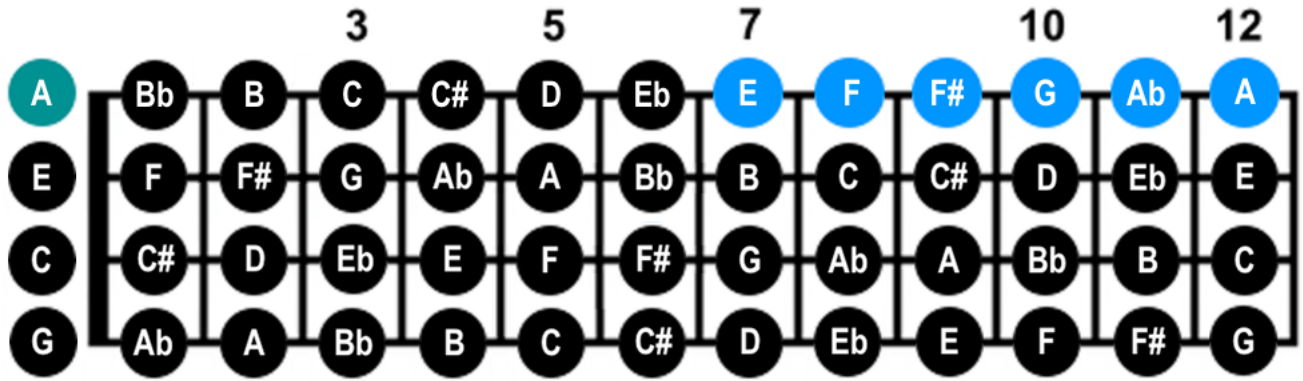
UkeFarm



Fret	7	8	9	10	11	12
2nd String	B	C	C#	D	Eb	E
	B	C7	C#m	Dm7	Ebdim7	E6



UkeFarm



Fret	7	8	9	10	11	12
1st String	 E	 F	 F#	 G	 Ab	 A
	E	F7	F#m7	G6	Abm6	Am7b5